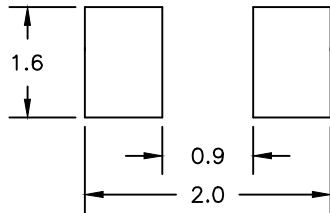


MGV201610S1ROM-10

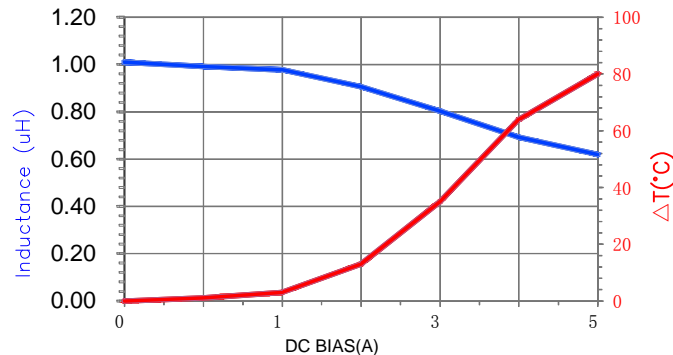
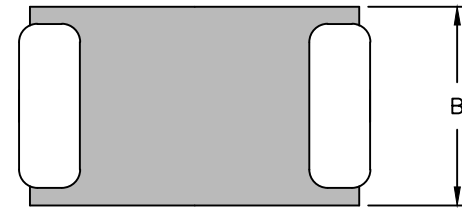
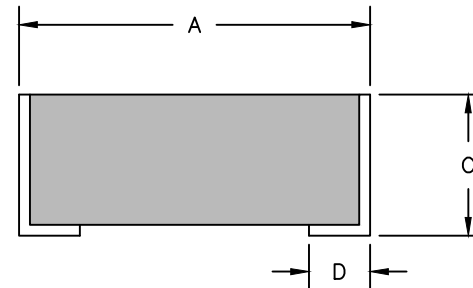
PHYSICAL DIMENSIONS:

A	2.00	±	0.20
B	1.60	±	0.20
C	1.00		Max.
D	0.50	±	0.30

LAND PATTERNS FOR REFLOW SOLDERING



RoHS



NOTES:

- COMPONENTS SHOULD BE ADEQUATELY PREHEATED BEFORE SOLDERING.
- TERMINATION FINISH IS 100% TIN.
- OPERATING TEMPERATURE RANGE: $-40^{\circ}\text{C} \sim +125^{\circ}\text{C}$.
- STORAGE TEMPERATURE RANGE: $-50^{\circ}\text{C} \sim +125^{\circ}\text{C}$.
- ISat MEANS THAT MAX DC CURRENT WILL CAUSE A PROXIMATELY 30% INDUCTANCE REDUCTION FROM INITIAL VALUE.
- I_{rms} MEANS THAT MAX DC CURRENT WILL CAUSE PROXIMATELY 40°C TEMPERATURE RISE FROM 25±5°C AMBIENT.

ELECTRICAL SPECIFICATION @ 25°C

	Min	Norm	Max
INDUCTANCE (uH) L @ 1MHz/1mA ±20%	0.80	1.00	1.20
DCR (Ω)		0.048	0.060
Saturation Current Isat (A)		3.90	3.30
Heating Current I _{rms} (A)		3.20	3.00

DIMENSIONS ARE IN mm.				This print is the property of Laird Tech. and is loaned in confidence subject to return upon request and with the understanding that no copies shall be made without the written consent of Laird Tech. All rights to design or invention are reserved.		Laird	
PROJECT/PART NUMBER:				REV	PART TYPE:	DRAWN BY:	
MGV201610S1ROM-10				A	POWER INDUCTOR	QIU	
DATE:				SCALE:	SHEET:		
06/13/17				NTS	1 of 1		
REV	DESCRIPTION	DATE	INT	CAD #	TOOL #		
A	ORIGINAL DRAFT	06/13/17	QIU	MGV201610S1ROM-10-A	-		